

TO START A TEAM

1. Click the button
2. Once you reach the Crowdrise page click on the Set Up button to the right

CAMP CARE 5K - PJ ST. MARTIN & ZACK DOBBIN MEMORIAL WALK/RUN



\$10
0% Raised of \$25,000 Goal

DONATE
TO A FUNDRAISER

SET UP
YOUR FUNDRAISER

Click HERE!



THE STORY

EVENT DATE: SEP 12, 2015

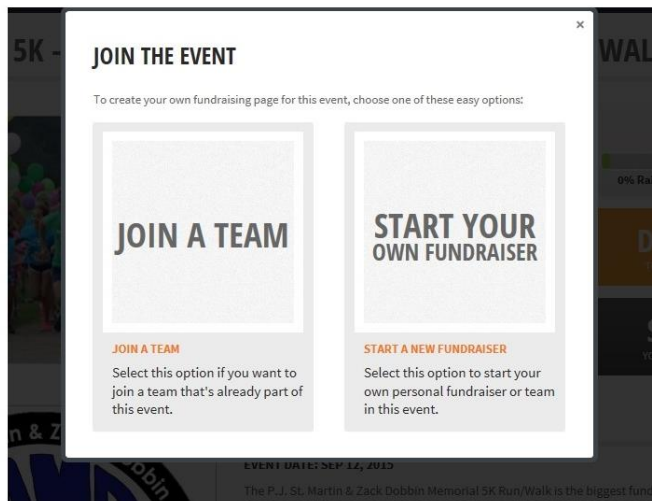
The P.J. St. Martin & Zack Dobbin Memorial 5K Run/Walk is the biggest fundraising event of the year for Camp CARE, a nonprofit organization that provides a week-long summer camp and year-round activities to children who have or have had cancer and their families. All 5K proceeds go toward creating the "best week of the year" for our campers, so they can enjoy fun activities like swimming, boating, crafts, music, dancing and most importantly...making new friends!

We believe that a child is, first and foremost, a child - not just a cancer patient. We provide support, fun and friendship throughout a family's journey.

All activities, including summer camp, are free of charge to all families, funded entirely by donations and staffed by volunteers. Camp expenses are more than \$500 per child, so we can't do it without your support! Each year, we serve more than 200 campers and their families receiving treatment from Carolinas HealthCare System's Levine Children's Hospital and Novant Health Hemby Children's Hospital.

For more information, visit us at www.campcare.org

3. Don't let the word fundraiser confuse you, click on **Start a Fundraiser** to start your team's page.



JOIN THE EVENT

To create your own fundraising page for this event, choose one of these easy options:

JOIN A TEAM

JOIN A TEAM

Select this option if you want to join a team that's already part of this event.

START YOUR OWN FUNDRAISER

START A NEW FUNDRAISER

Select this option to start your own personal fundraiser or team in this event.

EVENT DATE: SEP 12, 2015

The P.J. St. Martin & Zack Dobbin Memorial 5K Run/Walk is the biggest fund

4. To create your team just fill out the form, come up with a name, such as Team PJ, set your website link, and a goal. Then be sure to give as many details as you can about your story, and why you're raising money for Camp CARE. The more details the better! Once your page is set up be sure to send the link out to everyone you know!

Create a Fundraiser

Whether you're running in a marathon, giving up your birthday for charity, doing a tribute, volunteering on weekends, or anything else, use CrowdRise to raise money for charity and make a real-life impact.

The screenshot shows the 'Create a Fundraiser' form with several fields and annotations:

- Fundraiser Title:** A text input field containing "e.g. Mila's Climb for a Cause" with a character count of 100. A blue arrow labeled "Team PJ" points to this field.
- Pick a URL:** A text input field containing "www.crowdrise.com/" and "name-of-your-fundraiser". A blue arrow labeled "www.crowdrise.com/Team PJ" points to this field.
- Fundraising Goal:** A text input field containing "\$ 1000". A blue arrow labeled "Set a goal!" points to this field.
- Mini Summary:** A text area with a character count of 140. The placeholder text reads: "Pretend like you have to describe your fundraiser in 140 characters or less. And then really do it right here."
- About Your Fundraiser:** A larger text area with a character count of 140. The placeholder text reads: "Tell everyone about your fundraiser, why your cause is so important and what you'll do with the money you raise. Make it as personal and compelling as possible in case someone actually reads it."

5. Add a picture of you or something that your, friends, donors, and teammates will recognize

Add a Photo

This will be the main pic for your fundraiser.

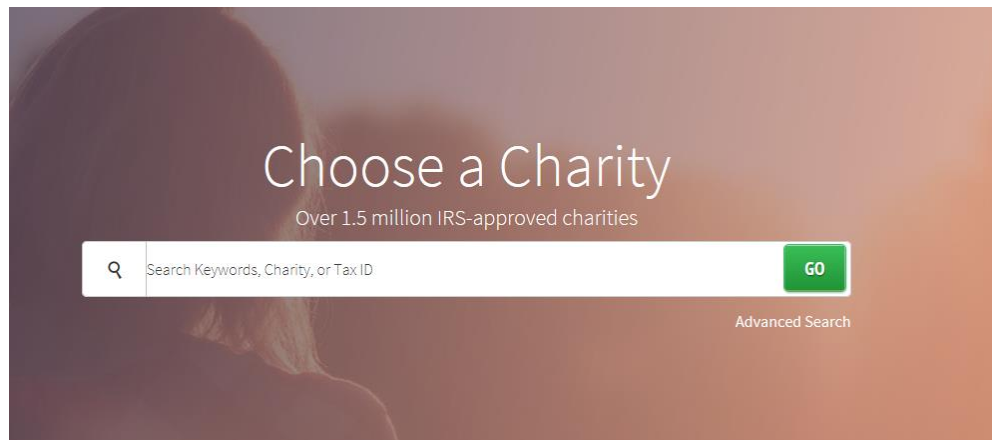
The screenshot shows the 'Add a Photo' step with a large placeholder image area containing a circular icon with a camera symbol. Below the image area is an orange button labeled "SELECT A PHOTO".

Minimum 375 x 375 px, JPG, GIF, or PNG file (File size limit is 3 MB)

SKIP STEP

6. You will be asked what charity you're fundraising for, type "Camp CARE Inc."

Be Sure to select Camp CARE INC, Charlotte, NC (there is another Camp CARE Inc., don't choose them)



7. Last Step! Set up your Crowdrise Account! And start telling everyone about your team!

A screenshot of a web page titled "Create an Account". The page has a light blue background. At the top, the text "Create an Account" is displayed in a large, dark font. Below it, in a smaller font, is "If you already have an account, you should [log in](#).". Below this is a blue button with the Facebook logo and the text "Sign up using Facebook". Underneath the button, the text "We'll never post without your permission" is displayed. Below this is a small "or" separator. The main form area is titled "Account type:" and has two radio buttons: "Personal" (selected) and "Non-profit". Below the radio buttons are six input fields: "First Name", "Last Name", "Email", "Date of Birth", "Password", and "Confirm Password". Below the input fields is a checkbox labeled "Yes, I want Crowdrise's fairly interesting emails." which is checked. At the bottom of the form is an orange "SIGN UP" button. To the right of the button, the text "By signing up, you agree to our [Terms and Conditions](#)." is displayed. Below the form, the text "Already have an account? [Log in](#)." is displayed.

JOIN A TEAM

If you plan to just run/walk on a team then be sure to list that team when you register. Only join a team here if you'd like to help raise money for them.

1. Repeat steps 1 & 2 from above
2. Click join a team when asked
3. If the team has already been created just start typing it in and you should see it listed.

SEARCH FOR A TEAM TO JOIN

Search for your Team by Team Name, the captain of your team's name, the charity you're supporting or any keyword. [Contact Us](#) if you're remotely confused.

SEARCH TEAMS

Search Team Name, Charity Name or Keywords:
e.g. Harley Helping Hands or Opportunity Enterprises Runners, etc

Teams should pop up as you type.

4. You'll need to set up a Crowdrise account if you don't already have one.

LOGIN / SIGN UP

Use your Social Network Login:

Use your Crowdrise Login:

Email Address: Password: [Forgot Password?](#)

Keep Me Logged In


Sign Up for a Crowdrise Account:
Create an account to start Fundraising, etc

By logging in you agree to [Our Terms and Conditions](#)

5. Just fill in your personal info!

Create an Account

If you already have an account, you should [log in](#).

 **Sign up using Facebook**

We'll never post without your permission

or

Account type:
 Personal Non-profit

<input type="text" value="First Name"/>	<input type="text" value="Last Name"/>
<input type="text" value="Email"/>	<input type="text" value="Date of Birth"/>
<input type="text" value="Password"/>	<input type="text" value="Confirm Password"/>

Yes, I want Crowdrise's fairly interesting emails.

SIGN UP By signing up, you agree to our [Terms and Conditions](#).

Already have an account? [Log in](#).

6. Now share the link to you page and start spreading the word to all of your friends!